





Akses link :

[fpb.prasetiyamulya.ac.id](http://fpb.prasetiyamulya.ac.id)



Panduan  
penggunaan aplikasi website SCM Online



# Masukkan Username & Password



SCM ONLINE



Email

*Please fill out this field.*

---



Password

*Please fill out this field.*

---

SIGN IN




# Approval Permintaan

**PJ**

**KEGIATAN**

Langkah approved  
permintaan SCM Online



# Masukkan User & Pass PJ Kegiatan



SCM ONLINE



Email

*Please fill out this field.*



Password

*Please fill out this field.*

SIGN IN

PADA MENU STATUS

PILIH : WAITING  
FOR APPROVAL

KEMUDIAN AKAN  
MUNCUL DAFTAR  
PERMINTAAN YANG  
AKAN DI CEK

A screenshot of a web application interface. At the top, there is a header with a checkmark icon and the text "Approval PJ Kegiatan". Below this is a horizontal line. Underneath, there is a label "Status" followed by a dropdown menu. The dropdown menu is open, showing four options: "All", "Waiting for Approval" (which is highlighted with a blue background), "Approved", and "Rejected". The background of the screenshot is white with a light blue grid pattern in the top right corner.

**Approval PJ Kegiatan**

---




**Status**    Waiting for Approval ▾

All

**Waiting for Approval**


Approved

Rejected

Preview	Resv. Number ↑↓	Created Date ↑↓	Location ↑↓	Profit Center ↑↓
	F20100003	2020-12-01 21:25:54	BSD	SBE
	F20100002	2020-12-01 21:23:22	BSD	SBE
	F20100001	2020-12-01 14:06:41	BSD	UNI

<b>Action</b>	:		
<b>Requester</b>	:	Requester	

- **Klik tanda (+) pada kolom PREVIEW**  
Pada data yang ingin di rilis
- **Klik VIEW DETAIL**  
Untuk melihat isi data permintaan secara rinci per Item



#	Action	Material Name	Price	Qty	UOM
1	<input checked="" type="checkbox"/> Approve <input checked="" type="checkbox"/> Reject	Notebook	10,000,000	1	UN
2	<input checked="" type="checkbox"/> Approve <input checked="" type="checkbox"/> Reject	Sabun	20,000	15	PC

## Pilih Action

- Approve, untuk memproses data permintaan ke PJ Budget
- Reject, untuk menolak permintaan yang masuk & secara otomatis permintaan tidak akan di teruskan ke Procurement



TERIMA

KASIH